

LearningToGo.com



Product Manual

Version 2.0



End-user License Agreement

IMPORTANT — READ CAREFULLY: This End-User License Agreement is a legal agreement between you (either an individual or a single entity) and LearningToGo for the information regarding BibleToGo for Palm.

LearningToGo, a corporation formed under the laws of the United States of America, is willing to license BibleToGo for Palm (including, but not limited to, computer software and associated media and printed materials), all versions and updates thereof, and the associated online documentation, to you only upon the condition that you agree to and accept all of the terms and conditions contained in this End-user License Agreement. This agreement applies to the download and use of BibleToGo for Palm and the term Software as used herein refers to each of LearningToGo products. Please read the terms carefully before downloading and installing the Software to your desktop or handheld device. BY DOWNLOADING THE SOFTWARE, INSTALLING THE SOFTWARE, COPYING THE SOFTWARE OR OTHERWISE USING THE SOFTWARE YOU CONSENT TO BE BOUND BY AND BECOME A PARTY TO THIS AGREEMENT. IF YOU DO NOT AGREE TO ALL OF THE TERMS AND CONDITIONS OF THIS AGREEMENT, IF YOU DO NOT ACCEPT THE TERMS AND CONDITIONS, THEN DO NOT INSTALL, COPY OR OTHERWISE USE THE SOFTWARE AND PROMPTLY DELETE OR DESTROY ANY COPIES OR BACKUPS YOU MAY HAVE OF THE SOFTWARE.

1. Definitions

"License key" refers to the unique key issued to a user who has paid for the registration of his installed software copy.

"HotSync Name" refers to the name given by the owner or name of the HotSync account on the desktop/handheld used during HotSync process. This term is only applicable if the user is installing the product to a Palm compatible/Palm powered device.

"HotSync Operation" refers to the process of synchronizing files from the handheld to the desktop or vice versa. This term is only applicable if the user is installing the product to a Palm compatible/Palm powered device.

"Pocket PC Owner/Hot Sync Name" refers to the name provided by the user during the device's setup. This term is only applicable if the user is installing the product to a Palm Pocket PC/ compatible powered device.

"ActiveSync Operation" refers to the process of synchronizing files from the handheld to the desktop or vice versa. This term is only applicable if the user is installing the product to a Pocket PC compatible/Pocket PC powered device.

2. Software License. LearningToGo hereby grants you a limited, non-exclusive, non-transferable, non-assignable license to use the Software. The license permits you to:

- a) Use the Software on your terminal or workstation or handheld device;
- b) Load the Software into your computer's temporary memory (RAM) or your handheld device's temporary memory (RAM/ROM);
- c) Install the Software onto a permanent storage device (a hard drive) as detailed in the documentation;
- d) Create printouts of output from the Software for your personal use only.
- e) License is only issued to the user and will only be used once per each installation of the software.

3. Description of Rights and Limitations. The license granted hereunder does not permit you to:



- a) Permit other individuals to use the Software except pursuant to the terms and conditions of this Agreement;
 - b) Unless otherwise specified, you may not modify, copy, distribute, transmit, display, perform, reproduce, publish, license, create derivative works from, transfer, or sell the Software.
 - c) Modify, translate, reverse engineer, decompile, disassemble, or create derivative works based on the Software;
 - d) Copy the Software, other than as specified above; rent, lease, grant a security interest in, or otherwise attempt to transfer rights to the Software; or
 - e) Remove or alter any proprietary notices, labels or documentation on the Software when creating permitted copies of the Software, or permitted printouts of the Software output.
 - f) No Unauthorized Reproduction. The Software is licensed and not sold to you, the end user, pursuant to the terms and conditions of this Agreement. You agree and acknowledge that LearningToGo and its licensors transfer no ownership interest in the Software, in the intellectual property in the Software, to you or anyone else under this Agreement or otherwise, and that LearningToGo and its licensors reserve all rights not expressly granted to you hereunder. Any reproduction or redistribution of the Software in violation of this Agreement is expressly prohibited by law, and may result in severe civil and criminal penalties. LearningToGo actively and aggressively enforces its intellectual property rights to the fullest extent of the law.
 - g) Export Restrictions. Use of the Software in territories where its contents are illegal is prohibited. You may not export or re-export any Software received under this Agreement except in full compliance with any applicable law. You are responsible for complying with any local laws in your jurisdiction that may impact your right to import, export or use the Software.
4. Submissions to LearningToGo. By transmitting any suggestions, information, material, or other content to LearningToGo, you:
- a) represent and warrant that such content does not infringe the intellectual property or proprietary rights of any third parties (including but not limited to patents, copyrights, trade secret, or trademark rights) and that you have all rights necessary to convey such content to LearningToGo, and
 - b) automatically grant to LearningToGo the royalty-free, perpetual, irrevocable, non-exclusive right and license to use, reproduce, modify, adapt, publish, translate, create derivative works from, distribute, redistribute, transmit, perform and display such content (in whole or part) worldwide and/or to incorporate it in other works in any form, media, or technology now known or later developed for the full term of any rights that may exist in such content. Further, LearningToGo is free to use any ideas, concepts, know-how, techniques, and suggestions contained in any content or communications you send for any purpose whatsoever, including but not limited to creating, manufacturing, and marketing products and/or services using such information.
5. Third Party Materials, Software or Services.
- a) Third Party Materials. You acknowledge and agree that the Software may feature materials or information provided by third parties. LearningToGo



makes no representation with respect to, nor does it guarantee or endorse the quality, non-infringement, accuracy, completeness, timeliness, quality or reliability such third party materials or any other materials. LearningToGo expressly disclaims responsibility and liability for all third-party provided materials contained on or accessed through the Software.

- b) Third Party Software or Services. You acknowledge that the Software may incorporate software provided to LearningToGo by third parties that was not written or developed by LearningToGo or that the Software as provided by LearningToGo or as configured by you may access or be used to access services provided by third parties not controlled by LearningToGo. Without in any way limiting the generality of the foregoing sections, and anything to the contrary in this Agreement notwithstanding, LearningToGo shall have no liability or responsibility for the operation or performance of the Third Party Software or Services and shall not be liable for any damages, costs, or expenses, direct or indirect, arising out of the performance or failure to perform of the Third Party Software or Services, or from any claims that the Third Party Software or Services or the use thereof infringes the copyright or other proprietary rights of any third party. LEARNINGTOGO MAKES NO WARRANTIES OF ANY KIND WHATSOEVER, EXPRESS OR IMPLIED OR STATUTORY, AND DISCLAIMS ALL WARRANTIES, OF MERCHANTABILITY, FITNESS FOR A PARTICULAR PURPOSE, AND NON-INFRINGEMENT IN CONNECTION WITH SUCH THIRD PARTY SOFTWARE OR SERVICES. You acknowledge and agree that your rights in such Third Party Software or Services may be subject to the terms (including the termination provisions thereof) of any license or other agreement, if any, pursuant to which LearningToGo has acquired the right to distribute or provide access to the Third Party Software or Services, and LearningToGo specifically reserves the right to modify or remove such Third Party Software or Services and to terminate all of your rights to such Third Party Software or Services under this Agreement at any time. You agree to cooperate with LearningToGo and to take all necessary actions for any such modification or removal of Third Party Software or Services by LearningToGo contemplated by the foregoing.
- 6. Term and Termination. This Agreement will take effect at the time you install, copying or otherwise begin using the Software. LearningToGo reserves the right at any time to deny you access to the Software or any portion thereof, and to terminate this Agreement at any time. This Agreement and the license granted hereunder will determinate automatically if you fail to comply with the limitations described herein. Upon termination, you must destroy all copies of the Software and any related documentation. LearningToGo reserves the right to modify, or upgrade the Software, or the markings, logos, information, or content relating thereto at any time, and your continued use of the Software or such replacement, modified or upgrade version shall be conditioned on acceptance of the terms of this Agreement or any superceding Agreement.
- 7. Linking. In the event that the Software at any time provides links to sites on the World Wide Web for your convenience in locating related information and services, you shall understand and accept the following. Such other sites are maintained by third parties over which LearningToGo exercises no control, and accordingly LearningToGo expressly disclaims any responsibility for the content, the accuracy of the information, and/or quality of products or services provided by or advertised on these third-party Web sites. LearningToGo has not



reviewed such sites and is not responsible for the contents of such sites that may at some time become accessible by using the Software.

8. **Prohibited Uses.** The Software is not fault-tolerant and is not designed, manufactured or intended for use or resale as on-line control equipment in hazardous environments requiring fail-safe performance, such as in the operation of nuclear facilities, aircraft navigation or communication systems, air traffic control, direct life support machines, or weapons systems, in which the failure of the Software could lead directly to death, personal injury, or severe physical or environmental damage. Accordingly, LearningToGo and its licensors prohibit use of the Software in connection with such activities, and specifically disclaim any express or implied warranty of fitness for such activities.
9. **Statistical Information.** The Software may enable LearningToGo to acquire statistical data and information concerning your usage of the Software, internet speed and de-installation of the Software. By installing, copying or otherwise using the Software, you hereby unconditionally consent to the transmission of the Statistical Information to LearningToGo. Nevertheless, no personal information that may be used to identify or relate to you personally is collected, thus only information that may be used for demographics of the LearningToGo's user base as a whole.
10. **Injunctive Relief.** User acknowledges that the Software contains LearningToGo's proprietary and confidential information, and that the disclosure of such information will give rise to irreparable injury to LearningToGo. Accordingly, LearningToGo may seek and obtain injunctive relief against the breach or threatened breach of this Agreement in addition to any other rights or remedies that may be available.
11. **Complete Agreement.** This Agreement represents the complete agreement between the parties concerning its subject matter. LearningToGo may modify this Agreement at any time. Your continued use of the Software following notice of any such modification will be conclusively deemed acceptance of the revised terms of this Agreement. If any such revision is unacceptable to you, you will terminate use of the Software immediately.
12. **Governing Law.** This Agreement has been made in and will be construed and enforced in accordance with the laws the United States of America, without regard to the conflict of law principles of any jurisdiction. User expressly agrees to the exclusive jurisdiction of the courts of the United States of America with respect to any claim or dispute arising from the use of the Software or arising from or relating to this Agreement.
13. **DISCLAIMER OF WARRANTY AND LIABILITY.** USER EXPRESSLY AGREES THAT USE OF THE SOFTWARE AND IS AT THE USER'S SOLE RISK. THE SOFTWARE IS PROVIDED ON AN "AS IS" BASIS AND WITH ALL ITS FAULTS WITHOUT WARRANTIES OF ANY KIND, EITHER EXPRESS OR IMPLIED OR STATUTORY, INCLUDING BUT NOT LIMITED TO ANY WARRANTIES OF TITLE, OF NON-INFRINGEMENT, OF QUIET ENJOYMENT, OF MERCHANTABILITY, OF LACK OF VIRUSES, OF YEAR 2000 COMPLIANT, OF ABILITY TO OPERATE ON AN UNINTERRUPTED BASIS, OF LACK OF NEGLIGENCE OR WORKMAN LIKE EFFORT, AND OF FITNESS FOR A PARTICULAR PURPOSE, RESULTS, OR OTHERWISE. IN ADDITION, WITH RESPECT TO THE USER'S OPERATING SYSTEM, SYSTEM COMPONENTS, SOFTWARE OR PROGRAMS, LEARNINGTOGO DISCLAIMS ANY WARRANTIES, EITHER EXPRESS OR IMPLIED OR STATUTORY, RELATING TO EITHER THE COMPATABILITY OF THE SOFTWARE OR ANY DAMAGE OR HARM THAT MAY ARISE FROM INSTALLING, COPYING OR OTHERWISE USING THE



SOFTWARE. TO THE MAXIMUM EXTENT PERMITTED BY LAW, NEITHER LEARNINGTOGO, ITS OFFICERS, DIRECTORS, SHAREHOLDERS, SUBSIDIARIES, AFFILIATES, CONSULTANTS, AGENTS OR EMPLOYEES NOR ANY OTHER PARTY INVOLVED IN CREATING, PRODUCING, OR DELIVERING THE SOFTWARE, SHALL BE LIABLE FOR ANY CONSEQUENTIAL, DIRECT, INDIRECT, INCIDENTAL, SPECIAL, PUNITIVE OR OTHER DAMAGES WHATSOEVER (INCLUDING WITHOUT LIMITATION, DAMAGES FROM LOSS OF USE, DATA, PROFITS, BUSINESS INFORMATION, PRIVACY, OR DAMAGES FROM BUSINESS INTERRUPTION, INJURY TO PERSON OR PROPERTY, OR FAILURE TO MEET ANY DUTY INCLUDING OF GOOD FAITH AND REASONABLE CARE, FOR NEGLIGENCE, OR FOR ANY PECUNIARY OR OTHER LOSS WHATSOEVER) ARISING OUT OF USE OF THE SOFTWARE OR INABILITY TO USE THE SOFTWARE OR OUT OF ANY BREACH OF ANY WARRANTY WHETHER IN AN ACTION BASED UPON CONTRACT, TORT, NEGLIGENCE, STRICT LIABILITY, OR OTHERWISE, ARISING OUT OF OR IN CONNECTION WITH THE USE OR PERFORMANCE OF THE SOFTWARE, REGARDLESS OF WHETHER LEARNINGTOGO OR ANY OTHER PARTY INVOLVED IN CREATING, PRODUCING OR DELIVERING THE SOFTWARE OR WAS ADVISED OF THE POSSIBILITY OF SUCH DAMAGES. THE USER ASSUMES THE FULL RISK OF USING THE SOFTWARE. NOTWITHSTANDING THE FOREGOING, THE TOTAL AMOUNT OF LEARNINGTOGO'S LIABILITY TO USER SHALL BE LIMITED TO THE AMOUNT THE USER HAS PAID FOR THE USE OF THE SOFTWARE, IF ANY.



TABLE OF CONTENTS

CHAPTER 1: INTRODUCTION	1
1.1 PRODUCT FEATURES	1
1.2. ORDER INSTRUCTIONS	1
1.2.1. <i>Purchase BibleToGo for Palm</i>	1
1.2.2. <i>Registration Instructions</i>	1
1.2.3. <i>Enter License Key</i>	2
1.3 SYSTEM REQUIREMENTS	3
CHAPTER 2: INSTALLATION INSTRUCTIONS	4
CHAPTER 3: UNINSTALLING THE SOFTWARE.....	5
CHAPTER 4: MAIN FUNCTIONALITIES	6
4.1. MAIN FORM	6
4.1.1. <i>Edit SubMenu</i>	6
4.1.2. <i>Options SubMenu</i>	7
4.2. BOOKMARK FORM	7
4.3. HISTORY FORM	8
4.4. FIND FORM.....	8
4.4.1. <i>Search Results Form</i>	9
4.5. PASSAGES FORM	9
4.5.1. <i>Category List</i>	10
4.6. BIBLE VERSIONS FORM	10
4.7. HELP FORM.....	11
CHAPTER 5: FREQUENTLY ASKED QUESTIONS.....	12
CHAPTER 6: CUSTOMER SUPPORT	13
GLOSSARY	14

Chapter 1: Introduction

1.1 Product Features

BibleToGo for Palm supports a fast display and intuitive search engine lookup. Enriched with easy to use features, you can access your favourite verses in a matter of seconds.

Product features:

- Intuitive search engine, view books alphabetically or view Old and New Testament books separately
- Includes 2 bible versions – American King James Version and American Standard Version
- Find function, search for a specific word or phrase with customized search criteria
- Bible Passage feature, over 25 categories, get a bible passage every time you launch the application
- Bookmark function, save up to 60,000 entries
- History function, lists the last 50 verses accessed
- Clipboard function, copy a specific verse or the entire screen to your clipboard
- Browser-like operation, allows for drag scrolling
- Enhanced support for Palm OS 5 based devices.
- Supports high resolution and colored handheld devices
- Supports Palm OS 3.5 and up
- Supports Palm expansion/memory cards – Sony Memory stick, SD/CF memory card, and other VFS compatible devices.

1.2. Order Instructions

1.2.1. Purchase BibleToGo for Palm

To purchase BibleToGo for Palm, visit our website at: <http://www.learningtogo.com>. You will also find other LearningToGo educational products that may interest you or best help you with your needs.

1.2.2. Registration Instructions

The shareware version of BibleToGo for Palm allows you to use this for a maximum of 10 days. To continue using after the 10 day trial, you need to purchase a license key. The license key is based on your HotSync name. When purchasing a license key, please provide the correct HotSync name of your Palm device. [Click here](#) to know more about the HotSync name.



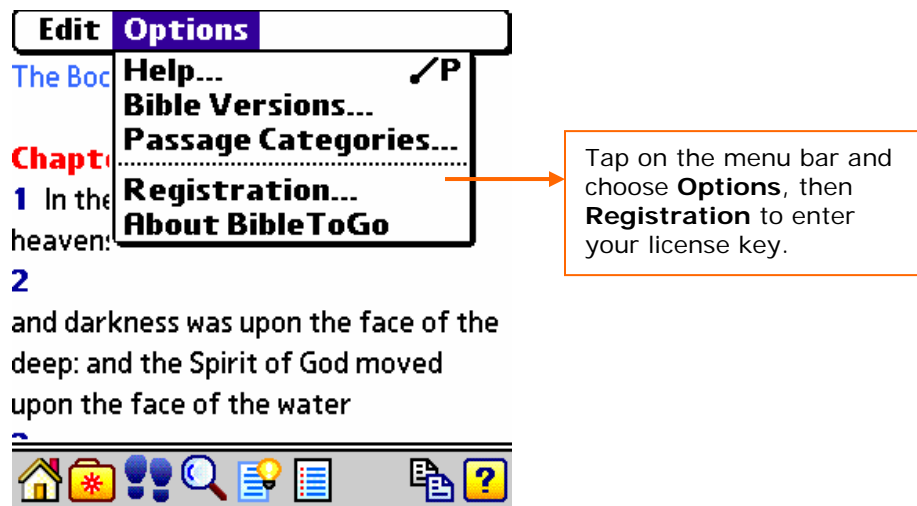
When you register, you will get FREE future minor updates, discounted purchases on major upgrades, special offers, and first-priority customer support.

[Click here](#) to go to our website to purchase a license key. After the purchase, please allow up to 48 hours to receive your license key.

1.2.3. Enter License Key

When you receive the license key, please follow these steps to enter them to your installation of BibleToGo for Palm:

1. Launch BibleToGo for Palm in your handheld.
2. Bring up the Menu by tapping the Menu button located in the graffiti area or by tapping on the title of the screen.
3. Then tap on **Options**, and then tap on **Registration**.
4. In the next screen, the 'Registration' screen, please verify your HotSync name.
5. Then enter the license key in the space provided.
6. Tap **Register** button.



That's all. You can now use BibleToGo Palm without limitations.

Tip: If you encountered difficulties when entering the license key, please do not hesitate to contact our customer support team. You need to provide us the HotSync name as seen in the Registration screen, plus the e-mail address you provided when you purchased the license key, and the hex-value of your HotSync name. To obtain the hex-value, tap on your HotSync name within the Registration screen of BibleToGo for Palm.



1.3 *System Requirements*

To install and run BibleToGo for Palm on your handheld device, you must meet the following minimum requirements:

- **For Windows users**
 - **Desktop PC**
 - Windows 98 or Windows ME or Windows 2000 or Windows XP
 - Pentium class
 - 16MB free hard disk space
 - 32MB of available memory
 - Palm Desktop software for Windows (latest version)
 - HotSync Manager for Windows (latest version)
- **For Mac users**
 - **Apple Macintosh**
 - PowerPC processor
 - Mac OS X (version 10.1.2 or higher)
Or
Mac OS 9.x with 12 MB of available memory
 - 16 MB Free hard disk space
 - Palm Desktop software for Mac (latest version)
 - HotSync Manager for Mac (latest version)
- **Palm device**
 - **Palm compatible device**
 - Palm OS 3.5 and up
 - 1.5 MB of RAM storage for loading of data
 - At least 1MB for dynamic storage



Chapter 2: Installation Instructions

To install BibleToGo for Palm and bible versions, please follow these instructions:

Step 1: Download BibleToGo for Palm from our website. This manual is typically bundled in a zip file. In case you haven't downloaded it, [click here](#) to go to our download page.

Step 2: If you have downloaded a zip file (.ZIP file for Windows or .SIT file for Mac), extract its contents to a folder. Take note of the folder location, you will need to access the files to install them to your Palm device.

Tip: You will need a zip file extraction software to extract the files. You can obtain any of the popular zip extraction software. For Windows, you can use WinZip from www.winzip.com. For Mac, you can use StuffIT from www.aladdinsys.com.

Step 3: Double-click on the following files, **BibleToGo.prc**, **AKJV.pdb**, **ASV.pdb**, and **passages.pdb**; to install them to your Palm device.

The Palm Quick Install Tool will flag the files for installation during the next HotSync operation.

Optional Step: If you want to install the bible version in an expansion card, you need to change the destination within the Palm Quick Install Tool. To change the destination, just drag the files to the Expansion Card list area. Make sure that the files are installed either at '/Palm/Programs/' or '/Palm/Launcher/'.

Tip: An expansion card is a memory storage device that allows you to store files. An expansion card comes in different sizes, from 32MB to 128MB. There are three common types of expansion card: Secure Digital Card (SD Card), CompactFlash Card (CF Card), and Memory Stick (MS). Depending on your device, you may have one of the three types, please refer to your device's manual for more information on the supported expansion card type.

Step 4: Perform the HotSync operation for your device. This step transfers all files to your Palm device or to your selected expansion card. Please be patient with the operation, it may take a while to complete the transfer due to its size. The larger the bible version, the longer the HotSync operation will take.



Chapter 3: Uninstalling the software

To uninstall BibleToGo for Palm, please follow these steps:



Step 1: Tap on the menu bar. You should see two (2) main menu items: App and Options. Choose **App** then tap **Delete**.

Step 2: Highlight the application you want to remove then tap **Delete**.

To completely uninstall BibleToGo for Palm, remove the following files:

- BibleToGo.prc
- American King James Version.pdb
- American Standard Version.pdb
- BTGPassage.pdb



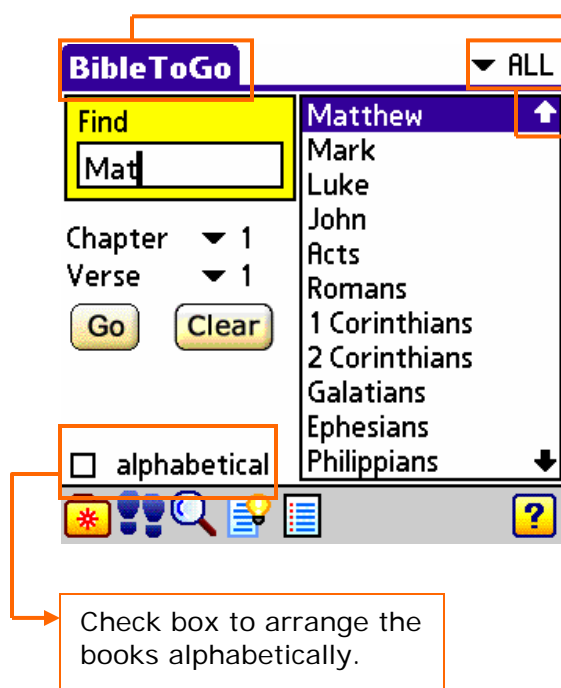
Step 3: You will be asked to confirm the removal of the application.

Tap on the desired button.



Chapter 4: Main Functionalities


4.1. Main Form





Check box to arrange the books alphabetically.


Title Bar


Search Engine View Selector – Tap to select the books to display.


Bookmark () – Tap to view the list of bookmarked verses. Tap on Clear All to delete bookmarks.

History () – Tap to view the list of pages viewed. Tap on Clear All to delete history.

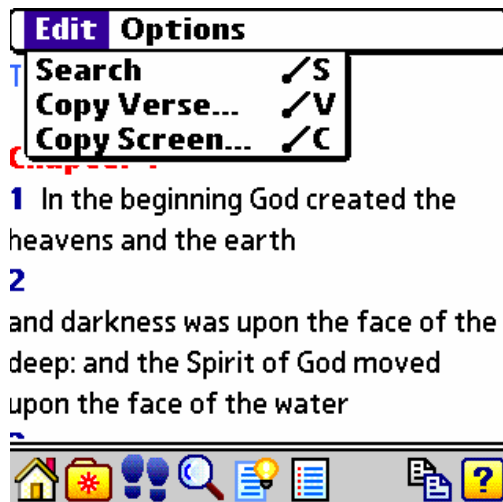
Find () – Tap to go to the Find feature.

Bible Passage () – Tap to view the passage for the day.

Bible Version List () – Tap to view and select the version to use.

Help ()

4.1.1. Edit SubMenu



Search - Opens the Find form

Copy Verse - Copies current verse to Palm clipboard. Copies the earliest verse shown in the top viewer.

Copy Screen - Copies current screen to Palm clipboard (can paste in MemoPad, for example).



4.1.2. Options SubMenu



Help – Tap to learn how to use the functions and features.


Bible Versions – Tap to select and view a bible version.

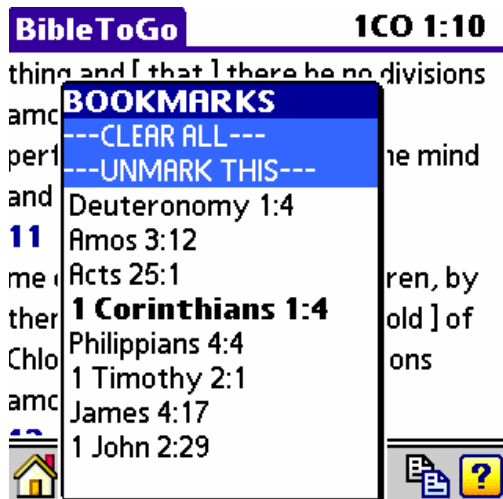
Passage Categories – Tap to view the list of categories for the bible passages.

Registration – Where you can register your license key for unlimited use

About BibleToGo – To view information about this program

4.2. *Bookmark Form*

BibleToGo for Palm features a bookmark function allowing you to save your favorite verses and passages for easy access and review. To bookmark a certain verse, simply tap on the bookmark icon () and then tap on **Mark This**.



Clear All – Deletes all bookmarks

Mark This – Adds currently viewed verse as a bookmark

Unmark This – Deletes selected (highlighted) bookmark from the bookmark list

Tip: To go directly to a bookmarked verse, just tap on the bookmark.



4.3. History Form

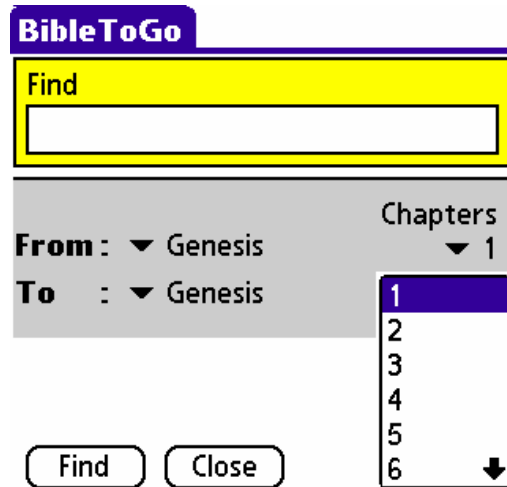
BibleToGo for Palm records your recently viewed verses into the History list. This allows you to easily go back to browsed verses.



Clear All – Deletes history list

4.4. Find Form

BibleToGo for Palm allows you to search for a specific word or phrase within the bible version. You can set the search criteria according to which books and chapters to search in.



Search Text – Allows you to search for a particular word or phrase according to the set limitations.

Book/Chapter chooser - Selects the beginning point of the search (book, chapter, and verse), and the ending point of the search. Tap on the arrow to show the drop down menu.

Find – After entering all search values, tap this to begin the search.

Close – Closes the form and returns to the main page.



Note: To search from the beginning of a book to the end of another, you must set the "To" verse chooser to the last chapter and verse. For example, to search Acts to John, you must set the search limitations from Acts 1:1 or to John 21:25.

4.4.1. Find Results Form

This list will contain the book prefix, chapter and verse number along with the first few words of the verse. To immediately view the verse from the search results page, simply tap on the selected search result.

Find Result	
GEN 50:20	But as for you , you th...
GEN 50:24	And Joseph said to his ...
GEN 50:25	And Joseph took an oa...
EXO 1:17	But the midwives fear...
EXO 1:20	Therefore God dealt w...
EXO 1:21	And it came to pass , b...
EXO 2:23	And it came to pass in ...
EXO 2:24	And God heard their gr...
EXO 2:25	And God looked on the ...
EXO 3:1	Now Moses kept the fl...

Next Close

Next – Goes to the next list of search results, if applicable.

Close - Closes the search results form and goes back to the Find view.

4.5. Passages Form

BibleToGo for Palm includes a Bible Passage feature. This feature gives you a new passage every day, which you can opt to view at the start-up of BibleToGo for Palm. Tapping on the Passages icon (📖) brings you to this form:

Passages

Christian Living

Psalms 1:1

Blessed is the man that walks not in the counsel of the ungodly, nor stands in the way of sinners, nor sits in the seat of the scornful.

☒ View passage at startup.

Close Previous Next Categories

Close – Closes the Passages form.

Previous – Returns to the previous bible passage viewed.

Next – Goes to the next bible passage.

Categories – Goes the category list.

Check the box to view the bible passage during the start-up of BibleToGo for Palm.



4.5.1. Category List

BibleToGo for Palm features 29 categories for the bible passages. In this form you can select which categories to show.



OK – Closes the form and returns to the Passages form.

Clear All – Unchecks all the selected categories.

Select All – Checks all the available categories.

4.6. Bible Versions Form

BibleToGo for Palm allows you to load as many bible versions available. On this form you can choose the bible version to use for your current session. You can change version anytime.




Just tap on the bible version of your choice to use.

Tap on **Cancel** to go back to your session.



4.7. *Help Form*



Tap on the Help () icon for information on how use BibleToGo for Palm's features.



Chapter 5: Frequently Asked Questions

- *I recently purchased the BibleToGo for Palm but I don't have the license key yet.*

Answer: Please allow us up to forty-eight hours to process your registration.

If it has been over forty-eight hours since your purchase, please let us know and we will send you your license key in the soonest possible time.

- *I purchased BibleToGo for Palm, but the license key "author" does not work.*

Answer: "Author" is not your license key. Your license key will be e-mailed to you within 48 hours from the date of purchase.

- *I purchased BibleToGo for Palm today, but I don't know how to claim my FREE Ebooks.*

Answer: The instructions on claiming your FREE eBooks is included in the license key e-mail, which will be sent within 48 hours from your date of your purchase.

- *I just purchased and downloaded your product and it is asking me to register the product as if it was a trial version.*

Answer: Newly registered users of the BibleToGo for Palm will be sent license keys to have unlimited access to the software. Please allow us up to forty-eight hours to process this.

- *My registration key doesn't work.*

Answer: The registration key or license key is based on the on your HotSync name. Please send us the correct HotSync name for us to revise your license key.

To verify the correct HotSync name, please follow these steps:

- Launch BibleToGo for Palm in your palm device.
 - Bring up the menu by tapping on title bar or through the menu button found on the Graffiti area.
 - Tap on **Options**, then **Registration**.
 - On the next window, your HotSync name is labeled "HotSync name".
- *I gave you a wrong HotSync name. How can I correct it?*

Answer: We should be able to affect the changes on your license key as soon as we get more information. Kindly send us the hex value of your HotSync name and we will correct it from our end.



Chapter 6: Customer Support

If you need assistance during installation, registration, or when using BibleToGo for Palm, please don't hesitate to contact our customer support staff. We can only provide customer support through e-mail.

Please send us a detailed description of the assistance you require and any specific difficulty you have encountered. Send your e-mail to support@learningtogo.com or visit our website at <http://www.learningtogo.com>.



Glossary

- License Key – refers to the unique key issued to a user who has paid for the registration of his installed software copy. This is needed to run BibleToGo for Palm when the trial version expires.
- HotSync Name - refers to the name given by the owner or name of the HotSync account on the handheld used during HotSync process. This term is only applicable if the user is installing the product to a Palm compatible/Palm powered device.
- HotSync/ActiveSync Operation - refers to the process of synchronizing files from the handheld to the desktop or vice versa. This term is only applicable if the user is installing the product to a Palm compatible/Palm powered device.
- Hex Value – refers to the hex representation of the Hotsync name.

