

# LearningToGo.com

---



**DictionaryToGo**  
for Palm

---

## Product Manual

Version 1.2

## **End-user License Agreement**

**IMPORTANT — READ CAREFULLY:** This End-User License Agreement is a legal agreement between you (either an individual or a single entity) and LearningToGo for the information regarding DictionaryToGo for Palm, DictionaryToGo for Pocket PC or DictionaryToGo for Windows.

LearningToGo, a corporation formed under the laws of the United States of America, is willing to license DictionaryToGo for Palm, DictionaryToGo for Pocket PC or DictionaryToGo for Desktop (including, but not limited to, computer software and associated media and printed materials), all versions and updates thereof, and the associated online documentation, to you only upon the condition that you agree to and accept all of the terms and conditions contained in this End-user License Agreement. This agreement applies to the download and use of DictionaryToGo for Palm, DictionaryToGo for Pocket PC, or DictionaryToGo for Desktop and the term Software as used herein refers to each of LearningToGo products. Please read the terms carefully before downloading and installing the Software to your desktop or handheld device. BY DOWNLOADING THE SOFTWARE, INSTALLING THE SOFTWARE, COPYING THE SOFTWARE OR OTHERWISE USING THE SOFTWARE YOU CONSENT TO BE BOUND BY AND BECOME A PARTY TO THIS AGREEMENT. IF YOU DO NOT AGREE TO ALL OF THE TERMS AND CONDITIONS OF THIS AGREEMENT, IF YOU DO NOT ACCEPT THE TERMS AND CONDITIONS, THEN DO NOT INSTALL, COPY OR OTHERWISE USE THE SOFTWARE AND PROMPTLY DELETE OR DESTROY ANY COPIES OR BACKUPS YOU MAY HAVE OF THE SOFTWARE.

### **1. Definitions**

"License key" refers to the unique key issued to a user who has paid for the registration of his installed software copy.

"HotSync Name" refers to the name given by the owner or name of the HotSync account on the desktop/handheld used during HotSync process. This term is only applicable if the user is installing the product to a Palm compatible/Palm powered device.

"HotSync Operation" refers to the process of synchronizing files from the handheld to the desktop or vice versa. This term is only applicable if the user is installing the product to a Palm compatible/Palm powered device.

"Pocket PC Owner/Hot Sync Name" refers to the name provided by the user during the device's setup. This term is only applicable if the user is installing the product to a Palm Pocket PC/ compatible powered device.

"ActiveSync Operation" refers to the process of synchronizing files from the handheld to the desktop or vice versa. This term is only applicable if the user is installing the product to a Pocket PC compatible/Pocket PC powered device.

**2. Software License.** LearningToGo hereby grants you a limited, non-exclusive, non-transferable, non-assignable license to use the Software. The license permits you to:

- a) Use the Software on your terminal or workstation or handheld device;
- b) Load the Software into your computer's temporary memory (RAM) or your handheld device's temporary memory (RAM/ROM);
- c) Install the Software onto a permanent storage device (a hard drive) as detailed in the documentation;
- d) Create printouts of output from the Software for your personal use only.
- e) License is only issued to the user and will only be used once per each installation of the software.



3. Description of Rights and Limitations. The license granted hereunder does not permit you to:
- a) Permit other individuals to use the Software except pursuant to the terms and conditions of this Agreement;
  - b) Unless otherwise specified, you may not modify, copy, distribute, transmit, display, perform, reproduce, publish, license, create derivative works from, transfer, or sell the Software.
  - c) Modify, translate, reverse engineer, decompile, disassemble, or create derivative works based on the Software;
  - d) Copy the Software, other than as specified above; rent, lease, grant a security interest in, or otherwise attempt to transfer rights to the Software; or
  - e) Remove or alter any proprietary notices, labels or documentation on the Software when creating permitted copies of the Software, or permitted printouts of the Software output.
  - f) No Unauthorized Reproduction. The Software is licensed and not sold to you, the end user, pursuant to the terms and conditions of this Agreement. You agree and acknowledge that LearningToGo and its licensors transfer no ownership interest in the Software, in the intellectual property in the Software, to you or anyone else under this Agreement or otherwise, and that LearningToGo and its licensors reserve all rights not expressly granted to you hereunder. Any reproduction or redistribution of the Software in violation of this Agreement is expressly prohibited by law, and may result in severe civil and criminal penalties. LearningToGo actively and aggressively enforces its intellectual property rights to the fullest extent of the law.
  - g) Export Restrictions. Use of the Software in territories where its contents are illegal is prohibited. You may not export or re-export any Software received under this Agreement except in full compliance with any applicable law. You are responsible for complying with any local laws in your jurisdiction that may impact your right to import, export or use the Software.
4. Submissions to LearningToGo. By transmitting any suggestions, information, material, or other content to LearningToGo, you:
- a) represent and warrant that such content does not infringe the intellectual property or proprietary rights of any third parties (including but not limited to patents, copyrights, trade secret, or trademark rights) and that you have all rights necessary to convey such content to LearningToGo, and
  - b) automatically grant to LearningToGo the royalty-free, perpetual, irrevocable, non-exclusive right and license to use, reproduce, modify, adapt, publish, translate, create derivative works from, distribute, redistribute, transmit, perform and display such content (in whole or part) worldwide and/or to incorporate it in other works in any form, media, or technology now known or later developed for the full term of any rights that may exist in such content. Further, LearningToGo is free to use any ideas, concepts, know-how, techniques, and suggestions contained in any content or communications you send for any purpose whatsoever, including but not limited to creating, manufacturing, and marketing products and/or services using such information.
5. Third Party Materials, Software or Services.



- a) Third Party Materials. You acknowledge and agree that the Software may feature materials or information provided by third parties. LearningToGo makes no representation with respect to, nor does it guarantee or endorse the quality, non-infringement, accuracy, completeness, timeliness, quality or reliability such third party materials or any other materials. LearningToGo expressly disclaims responsibility and liability for all third-party provided materials contained on or accessed through the Software.
  - b) Third Party Software or Services. You acknowledge that the Software may incorporate software provided to LearningToGo by third parties that was not written or developed by LearningToGo or that the Software as provided by LearningToGo or as configured by you may access or be used to access services provided by third parties not controlled by LearningToGo. Without in any way limiting the generality of the foregoing sections, and anything to the contrary in this Agreement notwithstanding, LearningToGo shall have no liability or responsibility for the operation or performance of the Third Party Software or Services and shall not be liable for any damages, costs, or expenses, direct or indirect, arising out of the performance or failure to perform of the Third Party Software or Services, or from any claims that the Third Party Software or Services or the use thereof infringes the copyright or other proprietary rights of any third party. LEARNINGTOGO MAKES NO WARRANTIES OF ANY KIND WHATSOEVER, EXPRESS OR IMPLIED OR STATUTORY, AND DISCLAIMS ALL WARRANTIES, OF MERCHANTABILITY, FITNESS FOR A PARTICULAR PURPOSE, AND NON-INFRINGEMENT IN CONNECTION WITH SUCH THIRD PARTY SOFTWARE OR SERVICES. You acknowledge and agree that your rights in such Third Party Software or Services may be subject to the terms (including the termination provisions thereof) of any license or other agreement, if any, pursuant to which LearningToGo has acquired the right to distribute or provide access to the Third Party Software or Services, and LearningToGo specifically reserves the right to modify or remove such Third Party Software or Services and to terminate all of your rights to such Third Party Software or Services under this Agreement at any time. You agree to cooperate with LearningToGo and to take all necessary actions for any such modification or removal of Third Party Software or Services by LearningToGo contemplated by the foregoing.
6. Term and Termination. This Agreement will take effect at the time you install, copying or otherwise begin using the Software. LearningToGo reserves the right at any time to deny you access to the Software or any portion thereof, and to terminate this Agreement at any time. This Agreement and the license granted hereunder will determinate automatically if you fail to comply with the limitations described herein. Upon termination, you must destroy all copies of the Software and any related documentation. LearningToGo reserves the right to modify, or upgrade the Software, or the markings, logos, information, or content relating thereto at any time, and your continued use of the Software or such replacement, modified or upgrade version shall be conditioned on acceptance of the terms of this Agreement or any superceding Agreement.
7. Linking. In the event that the Software at any time provides links to sites on the World Wide Web for your convenience in locating related information and services, you shall understand and accept the following. Such other sites are maintained by third parties over which LearningToGo exercises no control, and accordingly LearningToGo expressly disclaims any responsibility for the content, the accuracy of the information, and/or quality of products or services provided



by or advertised on these third-party Web sites. LearningToGo has not reviewed such sites and is not responsible for the contents of such sites that may at some time become accessible by using the Software.

8. **Prohibited Uses.** The Software is not fault-tolerant and is not designed, manufactured or intended for use or resale as on-line control equipment in hazardous environments requiring fail-safe performance, such as in the operation of nuclear facilities, aircraft navigation or communication systems, air traffic control, direct life support machines, or weapons systems, in which the failure of the Software could lead directly to death, personal injury, or severe physical or environmental damage. Accordingly, LearningToGo and its licensors prohibit use of the Software in connection with such activities, and specifically disclaim any express or implied warranty of fitness for such activities.
9. **Statistical Information.** The Software may enable LearningToGo to acquire statistical data and information concerning your usage of the Software, internet speed and de-installation of the Software. By installing, copying or otherwise using the Software, you hereby unconditionally consent to the transmission of the Statistical Information to LearningToGo. Nevertheless, no personal information that may be used to identify or relate to you personally is collected, thus only information that may be used for demographics of the LearningToGo's user base as a whole.
10. **Injunctive Relief.** User acknowledges that the Software contains LearningToGo's proprietary and confidential information, and that the disclosure of such information will give rise to irreparable injury to LearningToGo. Accordingly, LearningToGo may seek and obtain injunctive relief against the breach or threatened breach of this Agreement in addition to any other rights or remedies that may be available.
11. **Complete Agreement.** This Agreement represents the complete agreement between the parties concerning its subject matter. LearningToGo may modify this Agreement at any time. Your continued use of the Software following notice of any such modification will be conclusively deemed acceptance of the revised terms of this Agreement. If any such revision is unacceptable to you, you will terminate use of the Software immediately.
12. **Governing Law.** This Agreement has been made in and will be construed and enforced in accordance with the laws the United States of America, without regard to the conflict of law principles of any jurisdiction. User expressly agrees to the exclusive jurisdiction of the courts of the United States of America with respect to any claim or dispute arising from the use of the Software or arising from or relating to this Agreement.
13. **DISCLAIMER OF WARRANTY AND LIABILITY.** USER EXPRESSLY AGREES THAT USE OF THE SOFTWARE AND IS AT THE USER'S SOLE RISK. THE SOFTWARE IS PROVIDED ON AN "AS IS" BASIS AND WITH ALL ITS FAULTS WITHOUT WARRANTIES OF ANY KIND, EITHER EXPRESS OR IMPLIED OR STATUTORY, INCLUDING BUT NOT LIMITED TO ANY WARRANTIES OF TITLE, OF NON-INFRINGEMENT, OF QUIET ENJOYMENT, OF MERCHANTABILITY, OF LACK OF VIRUSES, OF YEAR 2000 COMPLIANT, OF ABILITY TO OPERATE ON AN UNINTERRUPTED BASIS, OF LACK OF NEGLIGENCE OR WORKMAN LIKE EFFORT, AND OF FITNESS FOR A PARTICULAR PURPOSE, RESULTS, OR OTHERWISE. IN ADDITION, WITH RESPECT TO THE USER'S OPERATING SYSTEM, SYSTEM COMPONENTS, SOFTWARE OR PROGRAMS, LEARNINGTOGO DISCLAIMS ANY WARRANTIES, EITHER EXPRESS OR IMPLIED OR STATUTORY, RELATING TO EITHER THE COMPATABILITY OF THE SOFTWARE OR ANY DAMAGE OR HARM THAT MAY ARISE FROM INSTALLING, COPYING OR OTHERWISE USING THE



SOFTWARE. TO THE MAXIMUM EXTENT PERMITTED BY LAW, NEITHER LEARNINGTOGO, ITS OFFICERS, DIRECTORS, SHAREHOLDERS, SUBSIDIARIES, AFFILIATES, CONSULTANTS, AGENTS OR EMPLOYEES NOR ANY OTHER PARTY INVOLVED IN CREATING, PRODUCING, OR DELIVERING THE SOFTWARE, SHALL BE LIABLE FOR ANY CONSEQUENTIAL, DIRECT, INDIRECT, INCIDENTAL, SPECIAL, PUNITIVE OR OTHER DAMAGES WHATSOEVER (INCLUDING WITHOUT LIMITATION, DAMAGES FROM LOSS OF USE, DATA, PROFITS, BUSINESS INFORMATION, PRIVACY, OR DAMAGES FROM BUSINESS INTERRUPTION, INJURY TO PERSON OR PROPERTY, OR FAILURE TO MEET ANY DUTY INCLUDING OF GOOD FAITH AND REASONABLE CARE, FOR NEGLIGENCE, OR FOR ANY PECUNIARY OR OTHER LOSS WHATSOEVER) ARISING OUT OF USE OF THE SOFTWARE OR INABILITY TO USE THE SOFTWARE OR OUT OF ANY BREACH OF ANY WARRANTY WHETHER IN AN ACTION BASED UPON CONTRACT, TORT, NEGLIGENCE, STRICT LIABILITY, OR OTHERWISE, ARISING OUT OF OR IN CONNECTION WITH THE USE OR PERFORMANCE OF THE SOFTWARE, REGARDLESS OF WHETHER LEARNINGTOGO OR ANY OTHER PARTY INVOLVED IN CREATING, PRODUCING OR DELIVERING THE SOFTWARE OR WAS ADVISED OF THE POSSIBILITY OF SUCH DAMAGES. THE USER ASSUMES THE FULL RISK OF USING THE SOFTWARE. NOTWITHSTANDING THE FOREGOING, THE TOTAL AMOUNT OF LEARNINGTOGO'S LIABILITY TO USER SHALL BE LIMITED TO THE AMOUNT THE USER HAS PAID FOR THE USE OF THE SOFTWARE, IF ANY.



# TABLE OF CONTENTS

<b>CHAPTER 1: INTRODUCTION .....</b>	<b>1</b>
1.1 PRODUCT FEATURES .....	1
1.2 ORDER INSTRUCTIONS .....	2
1.2.1 <i>Purchase DictionaryToGo for Palm</i> .....	2
1.2.2 <i>Registration Instructions</i> .....	2
1.2.3 <i>Enter License Key</i> .....	3
1.3 SYSTEM REQUIREMENTS .....	4
<b>CHAPTER 2: INSTALLATION INSTRUCTIONS .....</b>	<b>5</b>
<b>CHAPTER 3: UNINSTALLING THE SOFTWARE.....</b>	<b>7</b>
<b>CHAPTER 4: MAIN FUNCTIONALITIES .....</b>	<b>8</b>
4.1 SEARCH VIEW.....	8
4.2 DEFINITION VIEW .....	9
4.3 BOOKMARKS FEATURE .....	10
4.4 HISTORY FEATURE.....	11
<b>CHAPTER 5: FREQUENTLY ASKED QUESTIONS.....</b>	<b>12</b>
<b>CHAPTER 6: CUSTOMER SUPPORT .....</b>	<b>17</b>
<b>GLOSSARY</b>	<b>18</b>

# Chapter 1: Introduction

## 1.1 Product Features

DictionaryToGo for Palm is an innovative and incredible electronic dictionary. It is built to target users who are 'on-the-go'. Features an enormous maximum of 150,000 English headwords. Extremely intuitive and easy-to-use, and features one-tap easy access to most functions.

### DictionaryToGo for Palm features:

- Database of more than 150,000 English headwords and sample sentences
- Optimized for fast searching, highly compressed dictionary database
- Intuitive search process allows for fastest definition lookup
- Extremely user-friendly interface, features one-tap easy access to most functions
- Features saving definitions to bookmarks
- Features history of last 50 words accessed
- Direct lookup for a definition of a word, within a definition of another word
- Copy selected word or entire definition to clipboard
- Support high resolution devices
- Palm OS 5 enhanced
- Hyperlink feature
- Multi-line selection; Double-tap word selection; Triple-tap line selection
- Font selection (customize fonts using FontBucket\*)
- Remember last searched word
- Supports Clipboard function
- Supports color handheld devices
- Supports expansion cards:
  - Sony Memory stick
  - SD memory card
  - CF memory card
  - Other VFS compatible device

Note: Other dictionary sizes are available from our website, at <http://www.learningtogo.com>.

### Other versions:

LearningToGo takes pride on other versions: DictionaryToGo for Pocket PC is available for Pocket PC powered devices and DictionaryToGo for Desktop is available for Windows-based computers. Please visit our website at <http://www.learningtogo.com> for more information.





## 1.2 Order Instructions

### 1.2.1 Purchase DictionaryToGo for Palm

To purchase DictionaryToGo for Palm, visit our website at: <http://www.learningtogo.com>. You will also find other LearningToGo educational products that may interest you or best help you with your needs.

### 1.2.2 Registration Instructions

The shareware version of DictionaryToGo for Palm allows you to query up to 40 definitions. To continue using after the 40 definition trial, you need to purchase a license key. The license key is based on your HotSync name. When purchasing a license key, please provide the correct HotSync name of your Palm device. [Click here](#) to know more about the HotSync name.

When you register, you will get FREE future minor updates, discounted purchases on major upgrades, special offers, and first-priority customer support.

[Click here](#) to go to our website to purchase a license key.

After the purchase, please allow up to 48 hours to receive your license key. When you receive the license key, please follow these steps to enter them to your installation of DictionaryToGo for Palm:

1. Launch DictionaryToGo for Palm in your handheld.
2. In the 'Search' screen, bring up the Menu by tapping the Menu button located in the graffiti area or by tapping on the title of the screen.
3. Then tap on 'Options', and then tap on 'Register'.
4. In the next screen, the 'Registration' screen, please verify your Hotsync name.
5. Then enter the license key in the space provided.
6. Tap 'OK' button.

That's all. You can now use DictionaryToGo Palm without limitations.

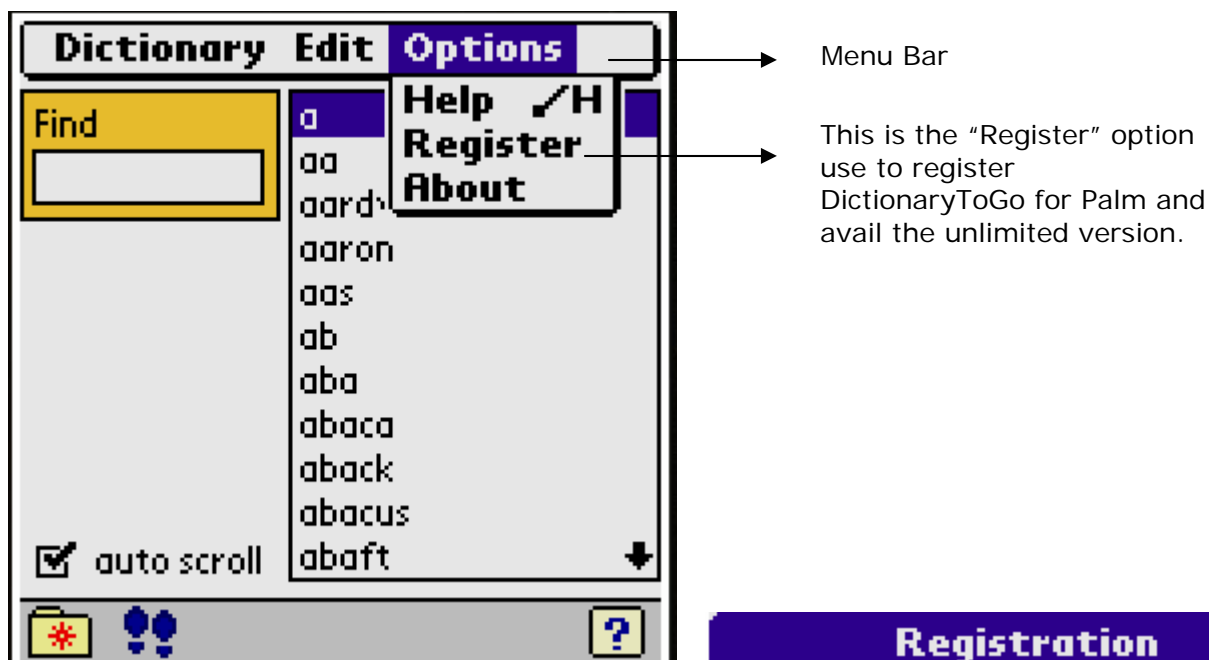
TIP: If you encountered difficulties when entering the license key, please don't hesitate to contact our customer support team. You need to provide us the HotSync name as seen in the Registration screen, plus the e-mail address you provided when you purchased the license key, and the hex-value of your HotSync name. To obtain the hex-value, tap on your HotSync name within the Registration screen of DictionaryToGo for Palm.



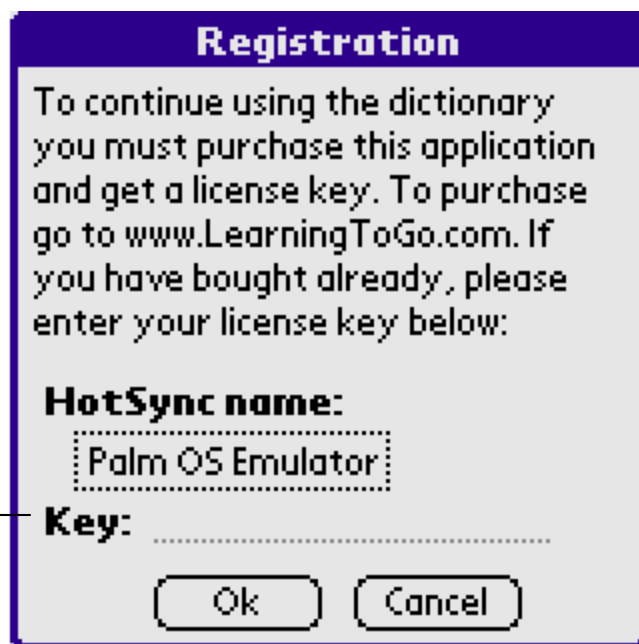
### 1.2.3 Enter License Key

To continue using the DictionaryToGo for Palm after the trial version, you have to enter the license key. You will have to purchase a license key that will be sent to you via e-mail. Kindly visit our website for more information:  
<http://www.learningtogo.com>.

To enter the license key, tap the menu bar of the software, you should see three (3) main menu items namely: Dictionary, Edit and Options. Choose "Options" and then tap "Register." Check the illustration below:



Enter the unique license key sent by LearningToGo support team, here. Smooth usage of the software is expected as long as the license key entered is correct.



## 1.3 System Requirements

To install and run DictionaryToGo for Palm on your handheld device, you must meet the following minimum requirements:

- **For Windows users**
  - **Desktop PC**
    - Windows 98 or Windows ME or Windows 2000 or Windows XP
    - Pentium class
    - 16MB free hard disk space
    - 32MB of available memory
    - Palm Desktop software for Windows (latest version)
    - HotSync Manager for Windows (latest version)
  
- **For Mac users**
  - **Apple Macintosh**
    - PowerPC processor
    - Mac OS X (version 10.1.2 or higher)
    - Or
    - Mac OS 9.x with 12 MB of available memory
    - 16 MB Free hard disk space
    - Palm Desktop software for Mac (latest version)
    - HotSync Manager for Mac (latest version)
  
- **Palm device**
  - **Palm compatible device**
    - at least Palm OS 3.5
    - 6.4MB\* of storage RAM
    - 128KB of dynamic RAM

*\*Memory size requirement depends on the dictionary size installed. The shown memory size requirement is based on the medium size of the dictionary.*



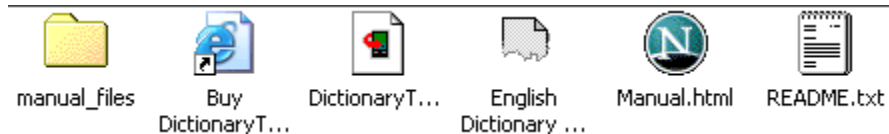
## Chapter 2: Installation Instructions

To install DictionaryToGo for Palm, please follow these instructions:

**Step 1:** Download the dictionary from our website. This manual is typically bundled with the dictionary in a zip file. In case you haven't downloaded it, [click here](#) to go to our download page.

**Step 2:** If you have downloaded a zip file (.ZIP file for Windows or .SIT file for Mac), extract its contents to a folder. Take note of the folder location, you will need to access the files to install them to your Palm device.

Here's a screenshot of the extracted directory:



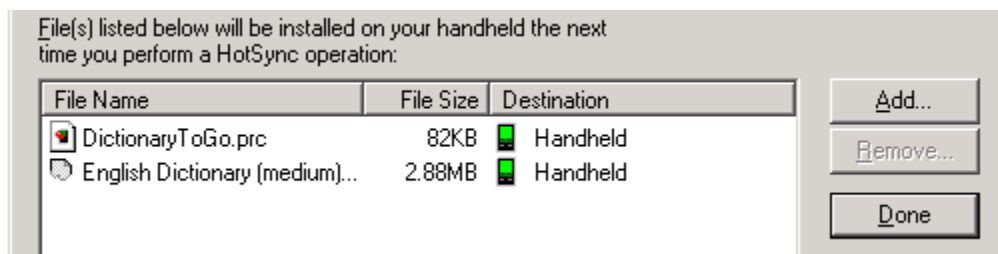
Tip: You will need a zip file extraction software to extract the files. You can obtain any of the popular zip extraction software. For Windows, you can use WinZip from [www.winzip.com](http://www.winzip.com). For Mac, you can use StuffIT from [www.aladdinsys.com](http://www.aladdinsys.com).

**Step 3:** Double-click on the following files, **DictionaryToGo.prc** and **English Dictionary (xxx).pdb**, where xxx can be small, medium, or large; depending on the dictionary size you have downloaded, to install them to your Palm device.

Here's a screenshot of the files you need to install:

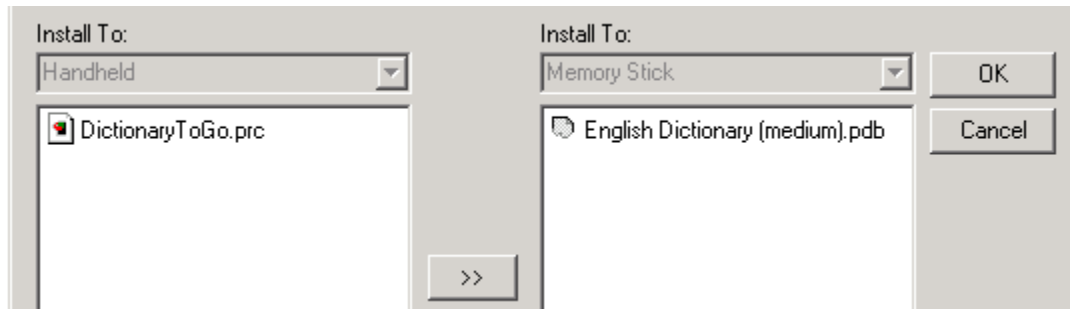


The Palm Install Tool will flag the files for installation during the next HotSync operation. Here's a screenshot of the Palm Install tool, after you have double-clicked the two files:



**Optional Step:** If you want to install the dictionary in an expansion card, you need to change the destination within the Palm Install Tool. To change the destination, click on the 'Change Destination' button located directly below the list of files.

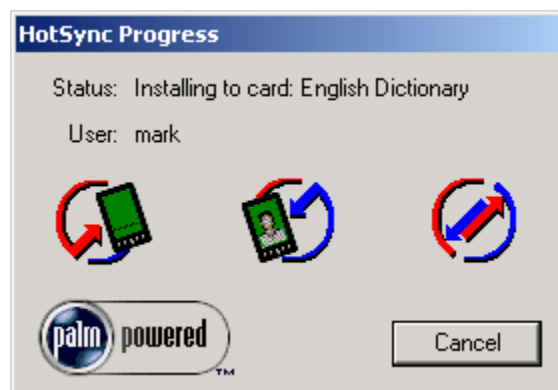
In the 'Change Destination' screen, select the files you wanted to place in your expansion card. After you have selected them, click on 'OK'. Here's a screenshot of the 'Change Destination' screen:



**Tip:** An expansion card is a memory storage device that allows you to store files. An expansion card comes in different sizes, from 32MB to 128MB. There are three common types of expansion card: Secure Digital Card (SD Card), CompactFlash Card (CF Card), and Memory Stick (MS). Depending on your device, you may have one of the three types, please refer to your device's manual for more information on the supported expansion card type.

**Step 4:** Perform the HotSync operation for your device. This step transfers all files to your Palm device or to your selected expansion card. Please be patient with the operation, it may take a while to complete the transfer due to its size. The larger the dictionary size, the longer the HotSync operation will take.

Here's a screenshot of the HotSync screen:



## Chapter 3: Uninstalling the software

To uninstall DictionaryToGo for Palm, kindly check the instructions below.

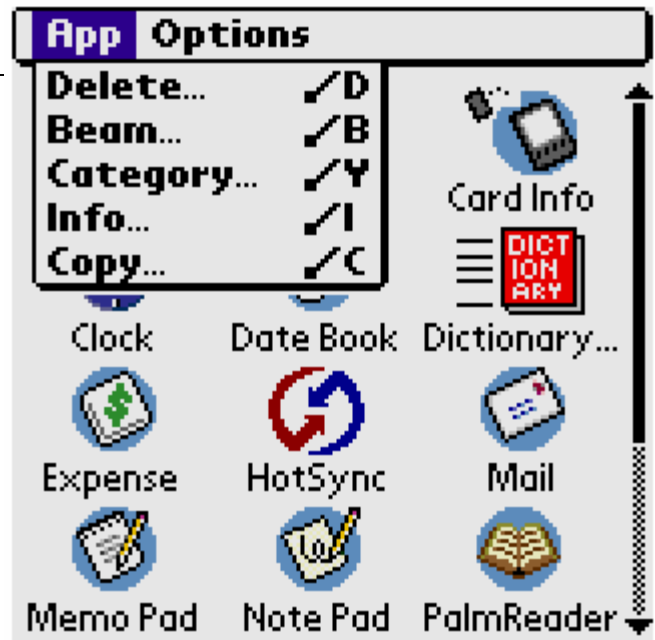
**First**, tap on the menu bar.  
You should see two (2) main menu items: App and Options.  
Choose App then tap "Delete".

**Second**, highlight the application you want to remove then tap "Delete."



You will be asked to confirm the removal of the application.

Tap the desired button.



## Chapter 4: Main Functionalities

### 4.1 Search View

You can view the list of words in the search view, and access word definitions by clicking on the word list. You can scroll through the list with the scroll buttons or use the page-up and page-down hard keys on your handheld\*.

Enter word to be defined in the Search box (using Graffiti, the on-screen keyboard, paste from clipboard, or portable keyboard). The list of words on the left side will scroll to the nearest word match as you type. Tap a word in the list to get the definition (see results page). Use the Up/Down buttons of your handheld to manually scroll up and down the list page by page.

Bookmark and History features are accessible from the bottom toolbar.

\*On Palm OS compatible devices only.



## 4.2 Definition View

You can view the definition in an organized and very intuitive way. You can also view multiple definitions per word in the same interface by simply scrolling up or down.

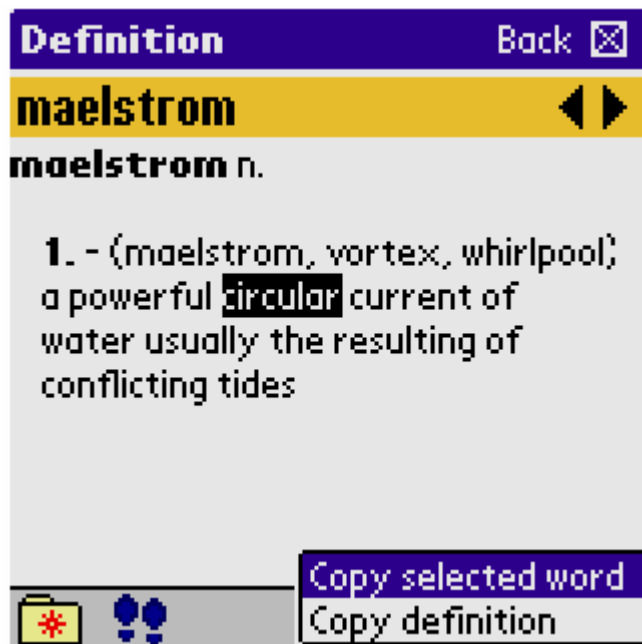


### CLOSE

To perform another search, tap the Close icon to close the results page and go back to the search page.

### Left/Right

Move to the previous/next word by tapping the Left/Right arrows. You can also use the Up/Down buttons of your handheld to scroll down the results page and/or move to the previous/next word.



### Lookup

Highlight a word in the results page by tapping it. Tap the Lookup (spyglass) icon to see the definition of the highlighted word.

### Copy

Tap the Copy icon to copy to the handheld's clipboard either a highlighted word (see above) or the entire definition in the results page. Select <Copy highlighted word> to copy a highlighted word in the results page. Select <Copy definition> to copy entire definition in the results page.





### 4.3 Bookmarks Feature

Bookmarks can be accessed from the bottom toolbar. A click on the button pops up a list of previously marked words. A click on the word will jump directly to its definition. Bookmark entries are remembered in between sessions and device resets.

Click on the '<Mark this>' or '<Unmark this>' to mark or unmark the current word, respectively.



## 4.4 History Feature

The history feature can be accessed from the bottom toolbar and remembers the last ten (10) words viewed.

Tap the History (footprints) icon to see a list of the most recently accessed words during the current session. Closing the dictionary or turning handheld off will automatically erase all entries. Select <Clear all> to manually remove all entries.



## Chapter 5: Frequently Asked Questions

- Last weekend I purchased DictionaryToGo for Palm from your site. On Monday I returned my Palm where I bought it and exchanged it for a Pocket PC. Do I have to purchase another version of your dictionary or can I download switch the one I have?

**Answer:** While we wish that we could accommodate your request, our company policy does not allow transfer of license key from one platform to another. If we are able to accommodate you in any way that is within our company limits, we will be most happy to do so.

- I also have a second PDA my wife uses. Can I use the same license key for this second PDA?

**Answer:** The DictionaryToGo for Palm license key is unique to every device. You would have to purchase another one for your wife's handheld.

- I just purchased and downloaded your product and it is asking me to register the product as if it was a trial version.

**Answer:** Newly registered users of the DictionaryToGo for Palm will be sent license keys to have unlimited access to the software. Please allow us up to forty-eight hours to process this.

- Does the DictionaryToGo for Palm supports memory sticks?

**Answer:** Our newer version supports memory cards. Our clients get upgrades for free.

- I see the DictionaryToGo for Palm on Zip file but I have a Mac. Does DictionaryToGo support Mac?

**Answer:** Yes.

- What handhelds support DictionaryToGo for Palm?

**Answer:** DictionaryToGo supports Palm OS 3.5 and above.

- When I double click the pdtg.prc and pdtg.pdb, the computer tells me that it already exists. What's my next step?

**Answer:** The next step would be to HotSync your device.

- DictionaryToGo for Palm can't find dictionary database even though the prc and pdb files are located in the /PALM/LAUNCHER directory in my expansion card (SD type).

**Answer:** The directory might be case-sensitive. The exact directory name is:



/PALM/Launcher

If you are installing the application using the Palm install tool, you do not need to specify the directory location. If not, then the above directory is required. This directory is the standard location where Palm devices locate the applications stored in an SD card.

- I just purchased and downloaded your product and it is asking me to register the product as if it was a trial version.

**Answer:** Newly registered users of the DictionaryToGo for Palm will be sent license keys to have unlimited access to the software. Please allow us up to forty-eight hours to process this.

- My registration key doesn't work.

**Answer:** The registration key or license key is based on the on your Hotsync name. Please send us the correct Hotsync name for us to revise your license key.

To verify the correct HotSync name, please follow these steps:

- Launch DictionaryToGo for Palm in your palm device.
    - Bring up the menu, on the search window.
    - Tap on "Options", then "Register".
    - On the next window, your HotSync name is labeled "HotSync name".
  - What is a hex value?
- Answer:** The Hex-value is a hex representation of the Hotsync name. There are instances when registered spaces and characters may be hard to determine with the Hotsync name alone. Thus, the hex value helps in determining these characters.
- I gave you a wrong Hotsync name. How can I correct it?

**Answer:** We should be able to affect the changes on your license key as soon as we get more information. Kindly send us the hex value of your Hotsync name and we will correct it from our end.

- I wish to give my DictionaryToGo for Palm as a gift but I don't know his Hotsync name.

**Answer:** We would gladly transfer the registry to his name. Please ask him his Hotsync name and we will affect the changes.

- I recently purchased the DictionaryToGo for Palm but I don't have the license key yet.

**Answer:** Please allow us up to forty-eight hours to process your registration.



If it has been over forty-eight hours since your purchase, please let us know and we will send you your license key in the soonest possible time.

- My registration ID does not work with my hotsync name.

**Answer:** The older version - DTG v1.3 below is case-sensitive. You may have an older version of our product. Kindly update your installed copy with the latest version. [Click here](#) to visit our download page.

- I got the promo key for the e-Book but it doesn't work.

**Answer:** As stated in the registrations e-mail we sent you, you may avail of out FREE! E-Books at our site:

<http://www.learningtogo.com>

Click on the desired e-Book. A new page will open, please click on the Promo Download. From there, please fill up the information needed and start downloading the desired e-Book.

- I had purchased DictionaryToGo for Palm, but only have the medium-size application, how do I download the large version?

**Answer:** You can download other dictionary sizes on our [download page](#). After downloading, delete your existing dictionary installation and install the one you just downloaded. Make sure that on the third (3<sup>rd</sup>) step, you selected "Large" Dictionary.

- I have the medium dictionary, do I have to pay for the large one?

**Answer:** No. Uninstall your existing DictionaryToGo installation, before installing a different version.

- I purchased DictionaryToGo for Palm today, but I don't know how to claim my FREE eBooks.

**Answer:** The instructions on claiming your FREE eBooks is included in the license key e-mail, which will be sent within 48 hours from your date of your purchase.

- I purchased DictionaryToGo for Palm, but the license key "author" does not work.

**Answer:** "Author" is not your license key. Your license key will be e-mailed to you within 48 hours from the date of purchase.

- I have recently bought DictionaryToGo for Palm. However, I have since switched to Pocket PC. Do I have to purchase a new license for DictionaryToGo for Pocket PC?

**Answer:** Yes. DictionaryToGo for Palm and DictionaryToGo for Pocket PC are treated as two distinct products. Also, they have different sets of license key



- When I tried to purchase DictionaryToGo for Palm from your website, I get the message: 500 Internal Server Error. What happened?

**Answer:** This is a temporary server error. Please try again at a later time.

- Can I use the same license key for my wife or friend's PDA?

**Answer:** No. The license key you purchased can only be used on a single PDA. Please contact us for more information on bulk purchases.

- I wish to give my DictionaryToGo for Palm as a gift but I don't know his Hotsync name.

**Answer:** We would gladly transfer the registry to his name. Please ask him his Hotsync name and we will affect the changes.

- Where do I download my DictionaryToGo for Palm?

**Answer:** You can download the DictionaryToGo for Palm thru our link:

[http://www.learningtogo.com/dtg\\_downloads.php](http://www.learningtogo.com/dtg_downloads.php).

The different dictionary sizes can be directly downloaded thru our site.

- How do I unzip the file?

**Answer:** The file you downloaded from the Internet comes in Zip Format. You need to extract it first before you could install it to your PDA. You will need an extraction tool to do this.

- How long does it take for me to download the files?

**Answer:** If you're using a dial-up connection, try downloading during off-peak hours. The downloadable file is 2.38MB and should take approx. 24 min. on a 56k dial-up connection.

- I waited for several minutes for the file to download. But it suddenly stops.

**Answer:** Basing on a 56 k modem, the downloading would take approximately take about 25 minutes. For a faster download, you try downloading during off peak hours in your area.

- When I tried to install, it says I have no enough memory. Where do I get more memory?

**Answer:** Most later generation PDAs supports expansion cards. Standard cards gives you an extra 140mb on your memory while others offer as much as 4 GB of added memory. If your PDA does not support memory cards, please remove other software and files to accommodate the DictionaryToGo for Palm .



- Why can't I sync the dictionary file onto my palm?

**Answer:** The file you downloaded from the Internet comes in Zip Format. You need to extract it first before you could install it to your PDA.

- I got a message saying "No dictionary (pdtg.pdb) file found. If you have it in an expansion card, please insert the card and restart application."

**Answer:** The DictionaryToGo for Palm application (.prc) could not find a valid (.pdb) dictionary file. When DictionaryToGo for Palm is launched, it first searches the device's internal memory for any dictionary file. If none is found, it will determine if an expansion card is inserted.

- I am positive I have the dictionary in my Palm but I do not know how to open it.

**Answer:** The English Dictionary file (.pdb) has been successfully installed. You need the DictionaryToGo for Palm file (.prc) that will allow you to read the dictionary file database.

- When I try to launch the DictionaryToGo for Palm, I got a message saying: "The DTG-Scratch Pad' file is corrupted. Please remove, soft-reset, and re-install this application."

**Answer:** The error you received happens when the application DictionaryToGo for Palm could not create space for scratch/swap file. This file is used as a temporary storage for data used while the application is running. A few reasons could be:

- When there is barely or not enough memory left in your PDA or in your device, the application requires 256k bytes for its scratch file.
  - There's already a scratch file and it is being locked by another application.
  - There's already a scratch file and it is corrupted; which for some reason DictionaryToGo for Palm could not decipher its contents.
- When syncing DictionaryToGo for Palm , I received this Install Tool Error "Unable to install.... File does not exist."

**Answer:** The 'File does not exists' error occurs, when you have not properly decompressed the files, before you install them.

- How do I know the HotSync will install the file in the next synchronization?

**Answer:** To confirm that HotSync will install the files in the next synchronization, launch the palm Install tool. To run, go to your Start menu, click on your device's program folder, then click "Install tool". In the program screen, you should see pdtg.prc and pdtg.pdb in the list.



## Chapter 6: Customer Support

If you need assistance during installation, registration, or when using DictionaryToGo for Palm, please don't hesitate to contact our customer support staff. We can only provide customer support through e-mail.

Please send us a detailed description of the assistance you require and any specific difficulty you have encountered. Send your e-mail to [support@learningtogo.com](mailto:support@learningtogo.com) or visit our website at <http://www.learningtogo.com>.





## Glossary

- License Key – refers to the unique key issued to a user who has paid for the registration of his installed software copy. This is needed to run DictionaryToGo for Palm when the trial version expires.
- HotSync Name - refers to the name given by the owner or name of the HotSync account on the handheld used during HotSync process. This term is only applicable if the user is installing the product to a Palm compatible/Palm powered device.
- HotSync/ActiveSync Operation - refers to the process of synchronizing files from the handheld to the desktop or vice versa. This term is only applicable if the user is installing the product to a Palm compatible/Palm powered device.
- Hex Value – refers to the hex representation of the Hotsync name.

